

INFORMATION SYSTEMS EDUCATION JOURNAL

In this issue:

4. **Antecedents of Adopting e-Learning: Toward a Model of Academic e-Learning Acceptance**
Ali Kamali, Missouri Western State University
15. **Cloud Computing in Support of Applied Learning: A Baseline Study of Infrastructure Design at Southern Polytechnic State University**
Samuel S. Conn, Southern Polytechnic State University
Han Reichgelt, Southern Polytechnic State University
23. **Information Technology Management: Course Re-design Using an Assessment Driven Approach**
Dana Schwieger, Southeast Missouri State University
Ken Surendran, Southeast Missouri State University
36. **Strategic Plan for Enhancing Online Learning**
Elfreda Samman, Southern University at New Orleans
Adnan Omar, Southern University at New Orleans
Rachid Belmasrour, Southern University at New Orleans
David Alijani, Southern University at New Orleans
50. **Information Technology for Good (IT4G): Merging Information Technology with Social Responsibility**
Bruce Saulnier, Quinnipiac University
57. **Building a Cybersecurity Workforce with Remote Labs**
Nancy Martin, Southern Illinois University
Belle Woodward, Southern Illinois University
63. **A Database Management Assessment Instrument**
Jeffrey P. Landry, University of South Alabama
J. Harold Pardue, University of South Alabama
Roy Daigle, University of South Alabama
Herbert E. Longenecker, University of South Alabama

The **Information Systems Education Journal** (ISEDJ) is a double-blind peer-reviewed academic journal published by **EDSIG**, the Education Special Interest Group of AITP, the Association of Information Technology Professionals (Chicago, Illinois). Publishing frequency is six times per year. The first year of publication is 2003.

ISEDJ is published online (<http://isedj.org>) in connection with ISECON, the Information Systems Education Conference, which is also double-blind peer reviewed. Our sister publication, the Proceedings of ISECON (<http://isecon.org>) features all papers, panels, workshops, and presentations from the conference.

The journal acceptance review process involves a minimum of three double-blind peer reviews, where both the reviewer is not aware of the identities of the authors and the authors are not aware of the identities of the reviewers. The initial reviews happen before the conference. At that point papers are divided into award papers (top 15%), other journal papers (top 30%), unsettled papers, and non-journal papers. The unsettled papers are subjected to a second round of blind peer review to establish whether they will be accepted to the journal or not. Those papers that are deemed of sufficient quality are accepted for publication in the ISEDJ journal. Currently the target acceptance rate for the journal is about 45%.

Information Systems Education Journal is pleased to be listed in the 1st Edition of Cabell's Directory of Publishing Opportunities in Educational Technology and Library Science, in both the electronic and printed editions. Questions should be addressed to the editor at editor@isedj.org or the publisher at publisher@isedj.org.

2013 AITP Education Special Interest Group (EDSIG) Board of Directors

Wendy Ceccucci
Quinnipiac University
President - 2013

Leslie J. Waguespack Jr
Bentley University
Vice President

Alan Peslak
Penn State University
President 2011-2012

Jeffrey Babb
West Texas A&M
Membership

Michael Smith
Georgia Institute of Technology
Secretary

George Nezlek
Treasurer

Eric Bremier
Siena College
Director

Nita Brooks
Middle Tennessee State Univ
Director

Scott Hunsinger
Appalachian State University
Membership Director

Muhammed Miah
Southern Univ New Orleans
Director

Peter Wu
Robert Morris University
Director

S. E. Kruck
James Madison University
JISE Editor

Nita Adams
State of Illinois (retired)
FITE Liaison

Copyright © 2013 by the Education Special Interest Group (EDSIG) of the Association of Information Technology Professionals (AITP). Permission to make digital or hard copies of all or part of this journal for personal or classroom use is granted without fee provided that the copies are not made or distributed for profit or commercial use. All copies must bear this notice and full citation. Permission from the Editor is required to post to servers, redistribute to lists, or utilize in a for-profit or commercial use. Permission requests should be sent to Nita Brooks, Editor, editor@isedj.org.

INFORMATION SYSTEMS EDUCATION JOURNAL

Editors

Nita Brooks
Senior Editor
Middle Tennessee
State University

Thomas Janicki
Publisher
University of North Carolina
Wilmington

Donald Colton
Emeritus Editor
Brigham Young University
Hawaii

Jeffrey Babb
Associate Editor
West Texas A&M
University

Wendy Ceccucci
Associate Editor
Quinnipiac University

Melinda Korzaan
Associate Editor
Middle Tennessee
State University

George Nezek
Associate Editor

Samuel Sambasivam
Associate Editor
Azusa Pacific University

ISEDJ Editorial Board

Samuel Abraham
Siena Heights University

Cynthia Martincic
Saint Vincent College

Michael Smith
Georgia Institute of Technology

Ken Corley
Appalachian State University

Fortune Mhlanga
Lipscomb University

Karthikeyan Umapathy
University of North Florida

Gerald DeHondt II

Muhammed Miah
Southern Univ at New Orleans

Stuart Varden
Pace University

Janet Helwig
Dominican University

Alan Peslak
Penn State University

Leslie Waguespack
Bentley University

Scott Hunsinger
Appalachian State University

Bruce Saulnier
Quinnipiac University

Laurie Werner
Miami University

Mark Jones
Lock Haven University

Mark Segall
Metropolitan State University of
Denver

Bruce White
Quinnipiac University

James Lawler
Pace University

Anthony Serapiglia
St. Vincent College

Peter Y. Wu
Robert Morris University.

Terri Lenox
Westminster College

Li-Jen Shannon
Sam Houston State University

Ulku Yaylacicegi
Univ North Carolina Wilmington

Michelle Louch
Robert Morris University

Antecedents of Adopting e-Learning: Toward a Model of Academic e-Learning Acceptance

Ali Kamali
Kamali@missouriwestern.edu
Missouri Western State University
St. Joseph, MO 64507

Abstract

This study investigates factors that predict the successful adoption and implementation of e-learning technologies in college level courses. The study employed "availability sample," to collect data via face-to-face interviews with academic professionals in a small liberal arts and sciences college in the Midwest. Two hundred and twelve members of the faculty were targeted, of whom 129 (60%) completed the interviews. Several layers of analysis were performed to test the effects of academic backgrounds and other demographic variables on the perceptions about and the tendencies to adopt e-learning. It was found that the academic background variables did not yield significant correlations with perception about, and the decision to adopt, e-learning. The data showed that the primary interest in the correlates of the decisions to adopt e-learning is the faculty's self confidence in using the technology and online resources.

Keywords: e-learning, information technology, teaching model, faculty perceptions, decision to adopt

1. INTRODUCTION

"E-learning" has been commonplace in many learning environments at all educational levels. There have been many attempts to provide a concise definition of the term (e.g., Guri-Rosenbilt, 2005; Selim Ahmed, 2010), it simply signifies any type of teaching-learning module that involves computer technology and online resources. The tendency toward e-learning necessitated investing in this area, which has been a top-down decisions, as Jones and O'Shea (2004) have suggested. However, the decision to integrate and adopt e-learning in the classroom seems to be predominantly a matter of the individual faculty's choice, and in most instances seems to depend on the technology's ability to shift the faculty-student productivity.

The emphasis on e-learning also has created a great deal of sociological and pedagogical concerns for this new pedagogy's functionality, among which the end users' perceptions of the technology as an effective teaching-learning tool

and e-learning's effectiveness as it stands out by itself (Ahmed, 2009) seem to be paramount. The fear is that technology has a tendency to create an uneven development of the Internet use—namely, the "digital divide" (Guillen & Suarez, 2005; Smith, 2003). Has this been the case, then the conditions that foster adopting e-learning in classrooms are significant factors that may be conducive to the end users' characteristics. Hence, this study investigates the challenges of adopting e-learning in relations to the end users' characteristics, and the antecedents that affect the decision to integrate or adopt e-learning in teaching.

A common myth about the reluctance to incorporate technology in classrooms is "the air of mystery" that surrounds computers. In reality, the mystery stems from the "fear of the unknown;" computers were known as a device used by intelligent people. Viewing the issue from this angle, the origin of this fear lies seemingly in one's awareness of one's inability to use technology. Therefore, confidence in one's

ability and knowledge of e-learning technologies become critical factors in deciding to adopt e-learning. Because technical skills are parts of the professional development nowadays, it remains to be seen if engaging with the task is a matter of making a connection between self-efficacy and perceived abilities in engaging with the task. This demands a shift from pedagogy to androgogy: a shift of paradigm from "the sage on the stage" information generator to "the guide on the side" coach (Wang, 2002). Thus, adopting e-learning require a new look at the challenges of the delivery system and whether the currently in-placed methods need to be revamped.

2. LITERATURE REVIEW

Although research on e-learning is diverse, it can be classified into three broad, but distinct categories. The first category includes research focused on the development of pedagogical e-learning modules and designs (e.g., Behar, 2011). This genre looked at the effectiveness of a "purely online" teaching-learning model, as compared with the traditional classroom format or the "hybrid" modules. The second category covers evaluating the learners' satisfaction and experiences with e-learning (e.g., Saade, He, & Kira, 2007). The third type, which is also a focus on perceptions, entails research that investigated the stakeholders (i.e., the upper managers and/or the Board) and their willingness to invest in this technology (e.g., Brown, 2003; Rogers, 2003).

Research on "perceptions" predominantly investigated the students, staff, or the stakeholders. The preponderance of research in this category is conducted overseas (e.g., Agbatogum, 2001; Liaw, Huang, & Chen, 2006; Panda & Mishra, 2007)—especially in developing countries where there is a great deal of hope and expectations, but uncertainty about including technology in teaching and learning (Behar, 2011; Newton, 2003; Haywood, Anderson, Doyle, Day, Haywood, & McLeod, 2000).

Research on the stakeholders' perception scrutinizes the upper management's perceptions, or the Board's interests in investing in e-learning technologies (Marouf & Rehman, 2007). Whether the concerns are either investing in technology or in learning, the pedagogical designers keep an eye on the learner and the accentuated user-friendly aspects of e-learning technologies. Investment efforts focus heavily on the consumers' (students') needs and interests (Norman, 2002), but ignore the faculty. This is evident in the literature, which is silent on the

pragmatic and pedagogical concerns of the "educator" about e-learning.

The literature is also silent on whether e-learning is a high priority for the faculty. The popularity of research on the students' needs, and the stakeholders, has undermined research on the faculty perceptions and their decision to adopt e-learning. The focused on the students reflects predominantly a sample of courses that required laboratory experiences and one-on-one instructions (e.g., Yazon et al., 2002). Drawing viable and applicable inferences from such research to the Liberal Arts disciplines and Humanities is suspect because of the varying approaches in the latter disciplines. On the other hand, a few who studied the faculty and their decision to adopt technology focused on the situational variables such as the appeal to adopt e-learning (Liu, Hodgson, & Lord, 2010).

It is commonsense to assume that the teaching environment dictates the development of a customized pedagogical model. A seasoned faculty teaches differently in different teaching environments. The success and workability of an e-learning environment, therefore, depends partially on the momentum created by the faculty in terms of their perceived capabilities, preferences, and productivity. Kuo and Ye (2010) provided evidence to verify that the decision to adopt e-learning is attributable to structural factors such as, length of work experiences and levels of authority. Their research, however, did not specify whether the faculty's rationale to adopt e-learning rests on: 1) its usefulness in performing the required tasks, 2) its ability to crystallize the achievement of the intended pedagogical goals and being productive, or 3) simply because it is a fad.

Although not the intent of the current study, but research on the effectiveness of e-learning also has yielded contradictory findings. For example, MacKeog and Fox (2009) found an ambivalent correlation between e-learning modules and their effectiveness in learning and knowledge generation, while Wong's and Huang's (2011) review of several empirical studies supported the positive and effective outcomes of e-learning. Selim Ahmed's (2009) research puts an interesting spin in the notion of e-learning by revealing a series of potential drawbacks in pure e-learning. He contended that e-learning is more effective in hybrid learning environments. Citing other studies (such as Yazon, Mayer-Smith, & Redfield, 2002), Selim Ahmad (2009) saw the root cause of the failure of pure e-learning in the

lack of face-to-face contact with the instructor and classmates.

The contradictory findings in research on e-learning are not isolated. For example, Dillenbrough (2002) and Brewer and Klein (2006) reached similar conclusions. They have recommended the need for maintaining contact with fellow students regardless of the employed learning model. Although these recommendations are advocating the need for a mentor or a monitor even in a pure e-learning environment, research findings in this area do not specify whether the contact person should be the faculty, a peer mentor, tutor, or a teaching assistant. Thus, these recommendations surmise that it is very unlikely for e-learning to completely replace face-to-face classroom teaching-learning models (Oh, 2003).

Therefore, the faculty decision to adopt e-learning can be affected by set of factors ranging from their acceptance of technology to their skill level. The skill level is often viewed in terms of "technical skills". For example, a number of researchers (e.g., Haywood et al., 2000; Newton, 2003; Roca, Church, & Martinez, 2006; Tsai, 2011) have suggested that learning how to integrate heterogeneous e-learning systems is also a measure of the faculty's skill in creating and training an effective pedagogy. There may be pressure from the administrators to adopt, as MacKeog and Fox (2009) have argued, but as the literature suggests, adopting e-learning rests on the adopter's comfort level with his or her perceived abilities—the prediction that he or she has learned enough to be comfortable with that stage of technology. Arguably, the pressure from the top may hinder the motivation to adopt e-learning, as Engelbrecht, (2005) observed, if the basic faculty behavior and characteristics (i.e., skills, preparedness, perceptions, willingness and preference to employ e-learning) are absent. As the literature suggests, these and the appropriateness of technology are important human capitals that determine the success of the decision to adopt.

3. THEORETICAL FRAMEWORK

The above review delineates several key, but separate, specificities that dominates research on e-learning. E-learning does not seem to be specific to either industry or academy, despite the differences in their conceptual definitions and approaches. It would appear that the academic environment in higher education is swayed toward adopting the business model in education. Both environments have adopted the

technology with similar intentions: e-learning is the magic wand in teaching and learning. Thus, they share in common a question: What factors predict a successful adoption of e-learning technologies in the production of knowledge? Another related question is: Which characteristics play elemental roles in predicting the tendencies to adopt the technology, which in turn are assumed to enhance effective teaching-learning?

Although the literature provides inconclusive answers to these questions, one may contend that the common denominators in adopting e-learning to be motivation, attention, and emotions regarding e-learning. Although these are important psychological factors in decision-making, borrowing from Peterson (1995), this study address these question by investigating the end users, their characteristics (e.g., Intellectual capabilities, knowledge, and perceptions), and the technical issues that determine the decision process. Included in this theoretical model is also the faculty's willingness to adopt, and their competence, which are two other key factors in adopting e-learning in teaching.

The proposed theoretical model assumes that the decision to adopt e-learning depends on the end user's perception that such technologies can be useful (i.e., "efficient," "effective," and "productive") teaching-learning tools. In other words, instructors are effective in an e-learning environment if the technology can be used as a facilitating tool. Thus, the source for deciding to adopt e-learning is a social psychological one that reflects the user's perceived functionality and efficacy of this module; both of which can be translated into factors such as usefulness of e-learning in preparing for a class and the delivery methods.

In summation, the proposed theoretical model in this study attributes the success of e-learning to other structural variables such as self-awareness (i.e., knowledge of the technology, skills, and the comfort level with one's ability to navigate the system), and the end user's socio-cognitive state (i.e., perceived functionality and usefulness of e-learning as effective delivery tools). Thus, the pedagogical effectiveness of e-learning is a function of its perceived usefulness, the end user's academic credentials and professional experiences. Here, e-learning is treated as the framework (tool), not the content; its extent is limited only to its relevance to, and implications for, educational training and development. Figure 1 (Appendix A) summarizes the theoretical

model and its conceptual framework in this study. This model assumes a standard format (using z-score coefficient) where X_1 = Academic Background, X_2 = Confidence, X_3 = Perceptions about e-learning, and X_4 = Decision to Adopt e-learning. Hence the structural equation for the working model is:

$$X_4 = P_{41}X_1 + P_{42}X_2 + X_{43} + \sum_{j=1}^3 \epsilon$$

Where P presents the direct causal effect coefficient (i.e., path coefficient), and ϵ reflects the error terms or the residual effects of the combination of any other factors not predicted in the model.

4. METHODS

Race and gender occupy a preeminent place in research on the digital divide. However, the attention to the work experiences and levels of authority has been constrained to the (business) organizational environment. A focus on the demographic factors in studying the decision to adopt e-learning in the academic environment must merit similar consideration. These latter factors can be measured in terms of tenure situation, academic ranks, or levels of authority and seniority.

Variables and Measures

Four different additive scales were created to measure factors studied in this research. These scales measured: 1) the end users' (i.e., the faculty) academic backgrounds; 2) their perceptions of the usefulness of e-learning technologies; 3) their confidence in their abilities (or competence) in using e-learning technologies and resources; and, 4) the faculty tendency to adopt e-learning technologies and resources. Four items (i.e., educational degrees, years of service, academic rank, and tenure status) measured "academic backgrounds". Another set of three items quantified the faculty "perceptions" about technology. Three items generated data on one's confidence in his/her technological "skills and competence". Two items assessed the tendency to "adopt and implement" technology-based resources in classrooms.

Content validity was assessed by piloting the questionnaire at a regional professional conference, and by modifying the questions several times. The first layers of analysis included an examination of the reliabilities of the

"academic background," "perception," "confidence," and "adoption" scales. Chronbach's α ensured internal consistency and reliability. Chronbach's α for academic background was .75; it was .70 for perception and confidence, respectively. The value of α for the tendency to adopt technology in classrooms was .64 (the recommended α is .70 or greater). Also, other demographic variables (such as age and sex) acted as control variables; they helped detect the differences between categories, and their effects on the decision to adopt e-learning.

Limitations

The low α value for the measures of "adopting technology" is a cause for concern. One concern with reliability was whether the diversity in the training culture among the faculty was a deterrent factor in the construction of this scale. Another concern was whether the respondents' teaching background and their years of service had affected reliability. However, after conducting a split-half analysis, the F ratio between the two groups in each item of this scale was statistically significant ($p < .000$).

Sample and Data

The theoretical population in this study is the faculty teaching in liberal arts colleges and university. This study targeted all members of the faculty in a small (close to 250 faculty and 6,500 student body) Liberal Arts college in the Midwest. The actual population represents a wide variety of academic background, ranks, sex, and work experiences. Out of 212 names contacted, 129 (60%) completed the surveys. The sample included 56.6% males; a majority of 73.2 % completed their doctoral degree; and, the average years of teaching experiences was 15 years. Although only 30% surveyed were tenured, 52.8% were on tenure track, and the rest had other types of employment statuses. The sample included diverse representation of the academic ranks: only 18.9% surveyed were instructors or had other similar ranks, 33.9% were assistant professors, 19.7% were associate professors, and 27.6 percent were full professors. The question regarding the age of the participants asked the actual age. With a mean of 40-49 years of age, this faculty body is fairly young.

5. ANALYSIS AND FINDINGS

The second layer of analysis investigated the bivariate relationships between the variables in the hypothetical model (see Appendix B, Table

1). The Spearman Rho was used because of the ordinal nature of the variables and the scales examined in this study. The tests of the relationships between the variables of academic background scale (i.e., years of service, academic rank, tenure status, and academic degree) revealed no significant correlations with the endogenous variables (i.e., confidence, perceptions, and the tendency to adopt e-learning) in this study.

The preliminary findings suggest that facets of academic backgrounds are not significantly correlated with a faculty's perceptions on the usefulness of e-learning technologies (data not shown). However, the degree of confidence in one's knowledge of how to implement e-learning technologies is closely associated with one's tenure status and academic degree. Further analyses indicate that neither years of teaching experiences nor the academic rank significantly correlated with one's confidence in being able to incorporate e-learning in classroom teaching. Implementing e-technologies in classrooms, however, showed a statistically significant correlation with the faculty's academic rank: junior faculty members (at the rank of assistant professor and below) were more inclined toward adopting e-learning technologies in classrooms. In sum, all variables of academic backgrounds, except for rank, did not produce any statistically significant correlation with adopting e-learning. Likewise, the additive "academic background" scale did not show any statistically significant correlations with perception, confidence, and adoption. It remains to be seen whether there is a difference in tendency to adopt e-learning between computer science and engineering faculty and other instructors. Future research can be more attentive to this question.

The next layer of analysis focused on the bivariate relationships among the variables in the hypothesized model (see Appendix C, Figure 2). The data in Figure 2 shows strong and statistically significant correlations among different possible pairs of variables in the model—i.e., perception and confidence ($r = .23$, $p = .01$); and, confidence and adopting ($r = .31$, $p = .001$). The slight exception in this model is the correlation between "perception" and "adopting e-learning" scales, which did not show a statistically significant correlation ($r = .14$, $p = .05$).

Although the empirical data shown in Figure 2 is consistent with the hypothesized path model, except for the effects of the academic background variables, a path analysis was

conducted to ensure proper fit, and to ascertain the possible causal relationships among the antecedents of adopting e-learning. This layer of analysis included testing several possible regression equations that ensured proper mapping of the missing and additional links in the model; it also tested the correspondence between the hypothesized model and the empirical data. Figure 3 (Appendix D) portrays the revised model according to the empirical data. The revised model specification is more complicated than the linear structural equation for the hypothetical model. The assumptions for testing this model are: 1) the residual terms are not associated with the independent variables; 2) the variables are measured without errors as verified by the Chronbach's reliability test; and, 3) the relationship between the independent and dependent variables is linear (Mertler & Vannatta, 2002).

The significant standard regression coefficients (Table 2; and, in Figure 3) demonstrate that the results of the bivariate analysis—i.e., no significant effect by academic backgrounds—to be consistent with the original model. The standard regression correlations for the revised model also seem consistent with the initial bivariate correlation, except for the effects that "perception" has on adopting e-learning ($\beta = .07$). According to the data in Figure 3, the primary interest in the correlates of the decisions to adopt e-learning is the faculty's self confidence in knowing how to use the technology ($\beta = .21$). This is also consistent with the original model.

Table 2. Standard Regression Coefficients

Variables	1	2	3	4
1. Academics	#			
2. Confidence	.12	#		
3. Perception	-.09	.20*	#	
4. Adopting	.09	.21**	.07	#

** Correlation is significant at $p < 0.001$ level (2-tailed)
* Correlation is significant at $p \leq 0.05$ level (2-tailed)

Since the original model did not fit the empirical data, we can assume that some degree of variance in adopting e-learning and its effectiveness may be due to the unexplained portion of the exogenous variables (i.e., academic background, confidence, and perceptions about e-learning). As a result, another layer of analysis obtained the

reproduced correlations based on path decomposition (or tracing) of all possible combinations of causal relationships among the variables (Table 3). The path analysis determined stronger correlations in three pairs of the correlates of adopting e-learning (i.e., confidence and adopting, confidence and perception, and perception and adopting) in the revised model.

Table 3. Reproduced Correlations For the Revised Model

Variables	1	2	3	4
1. Academics	#			
2. Confidence	.12	#		
3. Perception	-.01	.24	#	
4. Adopting	.12	.34	.14	#

6. CONCLUSIONS AND POLICY RECOMMENDATIONS

Research on e-learning is helpful in understanding its effectiveness or usefulness as compared with the traditional lecture courses. While it is impossible to present a unified e-learning theory, we can pinpoint some of the factors that positively affect this type of learning environment. As the literature suggests, e-learning received many positive marks in business organizational settings (e.g., Wong and Huang, 2011). However, the verification that an academic environment can replicate a business organizational teaching-learning model is highly disputed in the literature.

The theoretical focus on recognizing the faculty's functionality, experiences and skills, their confidence in knowing how to implement e-learning technologies, their perception of the usefulness of e-learning technologies as effective teaching/learning tools, and teaching/learning outcomes yielded inconclusive results in this study. However, the findings suggest that the academic staff's confidence in their ability to incorporate e-learning is a key factor in utilizing the technology and therefore effectively reaching the desired pedagogical outcomes. However, it can be extrapolated from the findings that the faculty's acceptance of the usefulness of such technologies is not a deciding factor for adopting e-learning. As MacKeog and Fox (2009) have argued, it is conceivable that the faculty has grown used to the traditional academic freedom that encourages them to be selective in their teaching practices.

Managing teaching requires the educators to recognize the advantages and disadvantages of one method over another. In the past, the pedagogical functionality and the faculty-student connectivity were more likely to be confined to the classroom periods and/or to the office hours. But, the stakeholders in higher education now believe that functionality and productivity means to help the faculty to "easily access their most critical university-related messages anytime, anywhere" (Huddleston, 2011, p. 54). Viewed from this angle, the stakeholders expect that e-learning technologies should streamline the work process by increasing the potential for availability and accessibility. The administrators' confidence in e-learning technologies as effective and productive teaching tools may be high (Laurillard, 2006), but Hephaestus is a limping god whose 21st century technological offspring is resisted by many who favor of the traditional classroom teaching behavior. Future research is needed to verify whether the faculty shares this view from the top.

A negative view on adopting e-learning or the end user's confidence may be impediments in a learning environment because such an exclusive focus deters attention from other exogenous factors such as the available technical support systems and incentives (e.g., stipends, teaching load reduction, etc.). This raises a pivotal trepidation in teaching when e-learning's usefulness is questioned. Thus, finding ways of magnifying the usefulness of e-learning and how to create an appeal to that segment of the educators who resist e-learning consume much energy. Among these, as some researchers (e.g., Anderson, Vornhagen, & Campbell, 1998; Jones and O'Shea, 2004) have suggested, is to create the preference to adopt e-learning by communicating its appeal to the faculty in terms of its "usefulness" in delivering and managing information and other teaching related items. This type of endeavor has aimed at increasing e-learning popularity in colleges and universities, but it is not clear whether they have successfully affected the faculty perceptions.

Although the factors mentioned in this section were not included in the hypothesized model of this study, further analysis of the effects of the available technical supports and their efficiency rendered no significant effect on the decision to adopt e-learning. The impact of the incentives on increasing a favorable view of e-learning was envisioned after the data was collected for this study. Perhaps, future studies should focus on improving the model by focusing on impacts of

the available incentives on the use of e-learning and its growth on a college campus.

In conclusion, the incessant growth in information technology and the demand for professional development in education necessitated positioning academic professionals with new knowledge, skills, and personal attributes comparable to those desired in the business world. The need for supporting and incorporating e-learning in pedagogy stems from the assumption that it is a form of investment to stay in the race (Anderson, Brown, Fiona, Sampson, & Mentis, 2006; Blake, 2009). However, this is an investment that is looked upon suspiciously for its inconclusive outcomes.

7. ENDNOTES

1. The U.S. Senate and the former President Bill Clinton agreed on approving national Digital Empowerment Act that focused on funding for school technology (U.S. Senate, 2000). But, the situation is uncertain around the globe. For example, most of the concerns in scholarly circles seem to have been redirected towards how the population in developing countries are fairing in the Internet haves-and-have-nots matrix. This is not to disregard the importance of race (Atwell, 2001) and gender (Volman and Van Eck, 2001) in maintaining the status quo in education despite the increased computer and Internet usage both in schools and at homes.

2. For example, see Rizza's (2008) study of pre-service teachers.

3. These factors relate to what Ritzer (2004) might have labeled them as "the McDonaldization of education".

8. REFERENCES

Agbatogun, A. (2001). Faculty Members' Views of e-Learning in South-West Nigerian Universities. *The International Journal of Technology, Knowledge, and Society*, 6 (3), 2-19

Anderson, B., Brown M., Fiora M., Sampson M., & Mentis M. (2006). *Global Picture, Local Lessons: E-learning and Accessibility*. Final Report. Ministry of Education, Wellington, New Zealand.

Anderson, T., Vornhagen S., & Campbell K. (1998). Faculty Adoption of Teaching and Learning Technologies: Contrasting Earlier Adopters and Mainstream faculty. *The*

Canadian Journal of Higher Education, 28(2/3), 71-98.

Atwell, P. (2001). Comment: The First and Second Digital Divides. *Sociology of Education*, 74(3 July), 252-259.

Behar, P. (2011). Constructing Pedagogical Models for e-Learning. *International Journal of Advanced Corporate Learning*, 4(3), 26-22.

Blake, H. (2009). Staff Perception of e-Learning for Teaching Delivery in Health Care. *Learning in Health and Social Care*, 8(3), 223-234.

Brewer, S., & Klein L. (2006). Types of Positive Interdependence and affiliation motives in an Asynchronous, Collaborative Learning Environment. *Educational Technology, Research, and Development*, 14(4), 331-354.

Brown, M. (2003). Technology Diffusion and the "Knowledge Barriers": The Dilemma of Stakeholder Participation. *Public Performance & Management Review*, 26(4), 345-359.

Dillenbourg, P. (2002). Overscripting OSCL: The Risk of Blending Collaborative Learning With Instructional Design. In P. A. Kirschner (ed.), *Three Worlds of OSCL: Can We Support OSCL?* Open University of the Netherland, Heerlin, Holand.

Engelbrecht, E. (2005). Adapting to Changing Expectations: Post-Graduate Students' Experience of an e-Learning Tax Program. *Computers & Education*, 45(2), 217-229.

Guillén, M. F., & Suárez S. L. (2005). Explaining the Global Digital Divide: Economic, Political and Sociological Drivers of Cross-National Internet Use. *Social Forces*, 84(2), 681-708.

Guri-Rosenblit, S. (2005). 'Distance Education' and 'E-Learning': Not the Same Thing. *Higher Education*. 49(4), 467-493.

Haywood, J., Anderson C., Doyle H., Day K., Haywood D., & McLeod H. (2000). Learning Technology in Scottish Higher Education—A Survey of the Views of Senior Managers, Academic Staff and Experts. *Association for Learning Technology Journal*, 5, 5-17.

- Huddleston, D. (2011, Winter). The Faculty App is Coming (Finally). Faculty Matter Magazine. University of Phoenix, Phoenix, AZ.
- Jones, N., & O'Shea J. (2004). Implementing e-Learning Technology Strategy: Top-down Strategy Meets Bottom-Up Culture. *Journal of the Association for Learning Technology*, 12(2), 175-188.
- Kistow, B. (2009). E-learning at the Arthur Lok Jack Graduate School of Business: A Survey of Faculty Members. *International Journal of Education and Development using Information and Communication Technology*, 5(4), 14-20.
- Kuo, y., & Ye K. (2010). How Employees' Perception of Information Technology Application and Their Knowledge Management Capacity Influence Organizational Performance? *Behavior and Information Technology*, 29(3), 287-303.
- Laurillard, D. (2007). Modeling Benefits-Oriented Costs for Technology Enhanced Learning. *Higher Education*, 54(1), 21-39.
- Liaw, S., Huang H., & Chen G. (2006). Surveying Instructor and Learner Attitudes Toward e-Learning. *Computers & Education*, 49(4), 1066-1080.
- Liu, A., Hodgson G., & Lord W. (2010). Innovation in Construction Education: The Role of Culture in E-learning. *Architectural Engineering and Design Management*, 6, 91-102.
- MacKeog, K., & Fox S. (2009). Strategies for Embedding e-Learning in Traditional Universities: Drives and Barriers. *Electronic Journal of E-Learning*, 7(2), 147-154.
- Marouf, L., & Rehman S. (2007). New Directions for Information Education: Perspectives of the Stakeholders. *Education for Information*, 25, 195-209.
- Mertler, C., & Vannetta, R. (2002). *Advanced and Multivariate Statistical Methods: Practical Application and Interpretation* (2nd edition). Pyczak Publishing, Los Angeles, CA.
- Newton, R. (2003). Staff Attitudes to the Development and Delivery of e-Learning. *New Library World*, 104, 412-423.
- Norman, D. (2002). *The Design of Everyday Things*. Basic Book, New York, NY.
- Oh, C. H. (2003). Information communication technology and the new university: a view on e-learning. *Annals of the American Academy of Political and Social Science*, 585, 134-153.
- Saade, R., He X., & Kira D. (2007). Exploring Dimensions to Online Learning. *Computers in Human Behavior*, 23(4), 1721-1739.
- Panda, S., & Mishra S. (2007). E-Learning in a Mega Open University: Faculty Attitude, Barriers and Motivators. *Educational Media International*, 44(4) 323-338.
- Peterson, M. (1995). Role Conflict, Ambiguity, and Overload: A 21 Nation Study. *Academy of Management Journal*, 38(2), 429-452.
- Ritzer, G. (2004). *The McDonaldization of Society*. Pine Forge Press, Thousand Oaks, CA.
- Rizza, M. (2000). Perspectives on Preservice Teachers' Attitudes Toward Technology. *The Teacher Educator*, 36(2), 132-147.
- Roca, J. C., Church C., & Martinez F. (2006). Understanding e-Learning Continuance Intentions: An Extensions of Technological Acceptance Model. *International Journal of Human-Computer Studies*, 64, 680-696.
- Rogers. E. (2003). *Diffusion Innovation*. 5th edition. The Free Press, New York, NY.
- Selim Ahmed, H. (2009). Hybrid E-Learning Acceptance Model: Learner Perceptions. *Decision Sciences Journal of Innovative Education*, 8(2), 313-346.
- Smith, R. (2003). Closing The Digital Divide: Remarkable Progress is Being Made. *British Medical Journal*, 326(7383), 238.
- Sun, P., Tsai A., Finger G., Chan Y., & Yeh D. (2006). What Drives Successful Learning? An Empirical Investigation of the Critical Factors Influencing Learner Satisfaction. *Computer and Education*, 50(4), 1183-1202.
- Tsai. A. (2011). A Hybrid E-Learning Model Incorporating Some of the Principal Learning Theories. *Social Behavior and Personality*, 39(2), 145-152.

- U.S. Senate. (2000, March 9). Digital empowerment Act. Congressional Record-Senate, p. Si 397.
- Volman, M., & van Eck E. (2001). Gender Equity and Information Technology in Education: The Second Decade. *Review of Educational Research*, 71(4), 613-634.
- Wang, Y. (2002). When Technology Meets Beliefs: Preservice Teachers' Perceptions of the Teachers' Role in the Classroom with Computers. *Journal of Research on Technology in education*, 35(1), 150-161.
- Wong, W., & Huang H. (2011). The Effects of Learning System Service Quality and User's Acceptance on Organizational Learning. *International Journal of Business and Information*, 6(2), 205-225.
- Yazon, J., Mayer-Smith J., & Redfield R. (2002). Does the Medium Change the Message? The Impact of a Web-based Genetics Course on University Students' Perspectives on Learning and Teaching. *Computers & Education*, 38, 267-285.

APPENDIX A

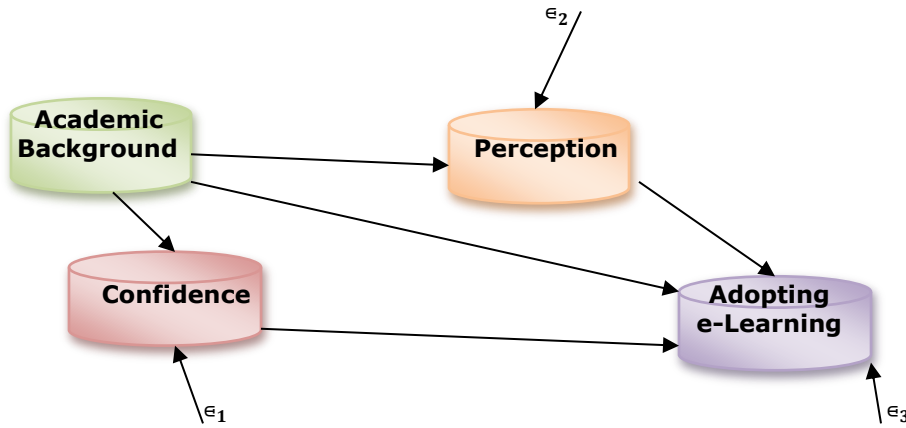


Figure 1: The Hypothetical Model

APPENDIX B

Table 1. Descriptive Statistics and Bivariate Correlation Values

Variables	Mean	SD	1	2	3	4	5	6	7
1. Academics	2.16	1.06	#						
2. Confidence	2.18	1.21	.12	#					
3. Perception	2.12	0.93	-.01	.23*	#				
4. Adopting	1.88	.86	.09	.31**	.14*	#			
5. Effectiveness	2.69	1.17	.03	.18*	.41**	.21*	#		
6. Gender	1.42	0.49	.05	.28**	-.01	-.05	-.04	#	
7. Age	3.30	1.03	-.45**	.18*	-.02	-.01	-.05	.03	#

** Correlation is significant at $p < 0.001$ level (2-tailed)

* Correlation is significant at $p \leq 0.05$ level (2-tailed)

APPENDIX C

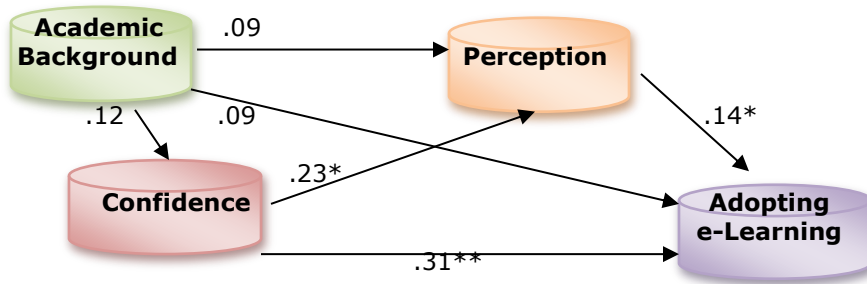


Figure 2. Path Model with Bivariate Statistics (Spearman Rho)

** Correlation is significant at $p < 0.001$ level (2-tailed)
 * Correlation is significant at $p \leq 0.05$ level (2-tailed)

APPENDIX D

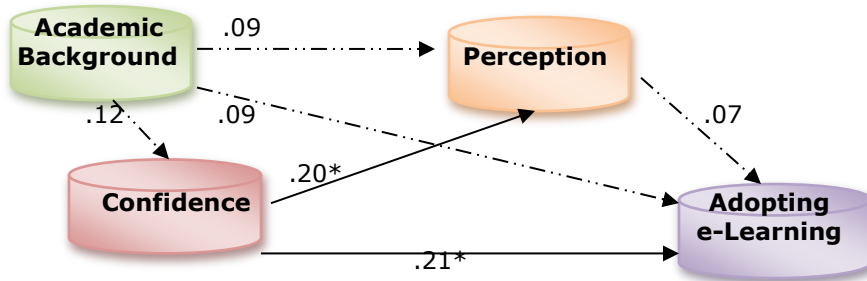


Figure 3. Modified Path Model with Standard Regression Coefficients

** Correlation is significant at $p < 0.001$ level (2-tailed)
 * Correlation is significant at $p \leq 0.05$ level (2-tailed)